PARASITE MANAGEMENT

2027 CALENDAR



wormwise

Funded by Beef + Lamb New Zealand

beef+lamb new zealand

Deer Industry New Zealand

Front cover image – T Loyal. Photo location: West Coast

This calendar helps you follow the Wormwise principles of F.A.R.M.ED

Think Wormwise, think

F.A.R.M.ED

Access all Wormwise information and resources

It is designed to be an educational tool to provide information on:

- Parasite biology.
- The main parasite species of concern in New Zealand.
- Parasite management strategies for your farm.
- Tools for monitoring parasites.
- Risk factors for drench resistance.
- Prompts on what to consider for each month.

Due to the variation of farm systems and environments around New Zealand, these prompts are a guide and not hard dates on when to carry out certain tasks.

Thank you to our farmers for generously providing us with amazing images, and congratulations to our photo competition winners.

G Dodunski. Photo location: King Country

Glossary of terms

Term	Definition
Anthelmintic(s)	A chemical(s) capable of killing internal parasites – commonly called drench.
Body Condition Score (BCS)	Hands-on assessment of fat, telling more than weighing can.
Drench check (FEC10)	A check to make sure drench is working by taking FECs from 10 samples, 10 days (7-14 days) after drenching. If eggs are found, then either the drench was not given correctly, or drench-resistant worms are present. Follow up with further testing to find severity of the problem and what worms are present, in consultation with vet/farm advisor.
Fast Worm ID - GIN PCR	A DNA test that tells you the species of worms present in the faeces quicker than a larval culture.
FEC	Faecal Egg Count (FEC) shows the number of eggs produced by egg-laying adult worms in an animal's gut, measured from individual or pooled faecal samples.
Mectin/ML	One of the families of drench. The active ingredients in this family include moxidectin, ivermectin and abamectin.
Novel active	The newest families of drench, monepantel and derquantel.
Quarantine protocol	A process to minimise new stock bringing resistant worms with them onto your property. This protocol includes drenching with a novel active, holding animals off pasture for **at least** 24 hours, then moving animals to contaminated pasture.
Refugia	Refugia is leaving some worms 'in refuge' or free from drench to maintain worm populations on your farm that are susceptible to drench.
Targeted Selective Treatment	A system that selects individual animals for drenching based on certain criteria, e.g. liveweight gain.

Check out **B+LNZ's Knowledge Hub** for more information on these terms and parasite management – search using the standard search bar or ask Bella (Beef + Lamb New Zealand's AI-powered assistant) to round up answers to your questions.



G & W Coleman. Photo location: Dannevirke

Think Wormwise, think

F.A.R.M.ED

Feeding
Avoid the worms
Refugia
Monitoring
Effective **D**renching



T Harvey. Photo location: Marlborough

January 2027

Mon	Tue	Wed	Thu	Fri	Sat	Sun
28	29	30	31 New Year's Eve	1 New Year's Day	2 Day after New Year's Day	3
4 Day after New Year's Day (observed)	5	6	7	8	9	10
11	12	13	14	15	16	17
18	19	20	21	22	23	24
25 Wellington Anniversary Day	26	27	28	29	30	31
1 Feb Northland, Auckland and Nelson Anniversary Day	2	3	4	5	6 Waitangi Day	7

THINGS TO THINK ABOUT THIS MONTH

Sheep

Consider your grazing management
- Lambs grow faster on low worm contamination feed.
- Regular drenching will not reduce the effects of a daily worm challenge.

Are your ewes at BCS 3 or better?
- Plan to get your weaned ewes and ewe hoggets that have reared a lamb to BCS 3 or more.

Protect your susceptible worms by using refugia
- Minimise drenching of adult sheep.
- Share lamb grazing areas with undrenched ewes.
- Consider leaving some lambs untreated – seek advice.

Do you need to drench and when?
Do a FEC test on:
- Lambs 28 days post drench to check for re-infection. If FECs are high at 28d, worm contamination will be high, which limits lamb growth.
- Lambs on summer crops: should not need drenching every 28 days BUT monitor so you don't get caught out!
- Ewe hoggets that have reared a lamb.

Is your lamb drench working?
- Drench check 10 individual lambs.

Are eggs present and if so, what type of worms are they?
- Request larval cultures or Fast Worm ID - GIN PCR tests.

Cattle

Consider your grazing management
- To reduce worm challenge, try to graze young calves on low worm contamination feed and/or share grazing area with adult cattle or sheep.

Do you need to drench and when?
Do a FEC test on:
- Calves 28 days post drench to check for re-infection.

Is your calf drench working?
- Drench check on at least 10 individual calves.

Deer

Purchase high CARLAeBV stag/Wapiti bulls
- Progeny will have lower FEC and lungworm larval counts and grow better than low CARLA animals when grazing contaminated pasture.

Check grazing
- Ensure adequate quality feed and grazing residuals >1600kgDM/ha to maintain hind lactation and keep BCS >3.5.
- 1st calvers under feed pressure can have poor immunity against parasites. Only drench lactating hinds when coupled with improved nutrition.

Think Wormwise, think

F.A.R.M.ED

Feeding

Good nutrition greatly enhances animals' ability to deal with worms.

T Harvey. Photo location: Marlborough

February 2027

Mon	Tue	Wed	Thu	Fri	Sat	Sun
1 Northland, Auckland and Nelson Anniversary Day	2	3	4	5	6 Waitangi Day	7
8 Waitangi Day (observed)	9	10	11	12 2027 B+LNZ Referendum **Voting opens online**	13	14 Valentine's Day
15 National Lamb Day	16	17	18	19	20	21
22	23	24	25	26	27	28
1 Mar	2	3	4	5	6	7
8	9	10	11	12	13	14

THINGS TO THINK ABOUT THIS MONTH

Sheep

Consider your grazing management

- Grow lambs faster by providing feed with low worm contamination.
  - Regular drenching will not reduce the effects of a daily worm challenge.
- Make a feeding and management plan for ewes to have them at BCS 3 or better at lambing, and enough grass to set stock multiples onto pasture covers of 1,400 kgDM/ha.

Use refugia to protect your susceptible worms

- Share lamb grazing areas with undrenched ewes.
- Consider leaving some lambs untreated – seek advice.

Do you need to drench and when?

Do a FEC test on:

- Lambs 28 days post drench to check for re-infection. If FECs are high at 28d, worm contamination will be high, which limits lamb growth.
- Lambs on summer crops should not need drenching every 28 days BUT monitor so you don't get caught out!
- Mixed aged ewes (light and main mobs) and 2-tooth ewes pre-tup.

Are eggs present and if so, what type of worms are they?

- Ask for larval cultures or Fast Worm ID - GIN PCR to check for worm species including Barbers Pole.

Cattle

Use refugia to protect your susceptible worms

- Share dairy-beef calf grazing areas with older undrenched cattle.

Deer

Get in front of lungworm

- Check for lungworm in fawns. Coughing starts in small numbers and spreads. Use faecal larval counts to diagnose.
- Drench pre-rut weaned fawns with correct product for deer for both lungworm and gut worms.

Think Wormwise, think

F.**A**.R.M.ED

Avoid the worms

Avoid exposing susceptible animals to high pasture contamination.

A Mason. Photo location: North Canterbury

March 2027

Mon	Tue	Wed	Thu	Fri	Sat	Sun
1	2	3	4	5	6	7
8 Taranaki Anniversary Day	9	10	11	12	13	14
15	16	17	18	19	20	21
22 Otago Anniversary Day (observed)	23 Otago Anniversary Day	24 2027 B+LNZ Referendum **Voting closes**	25	26 Good Friday	27	28 Easter Sunday
29 Easter Monday	30 Southland Anniversary Day	31	1 Apr	2	3	4 Daylight Savings Time ends
5	6	7	8	9	10	11

THINGS TO THINK ABOUT THIS MONTH

Sheep

For brought-in trade lambs, use a quarantine protocol to minimise resistant worms coming onto your farm

- Check out Wormwise for up-to-date information on quarantine treatments.
- Your quarantine protocol needs to account for eggs of resistant worms being passed out of treated new stock until the adults are dead. Drench does not kill eggs – only adults and larvae.
- After the 24-hour quarantine period, initial paddocks for new lambs should be older pasture (not 'clean pasture') to 'dilute out' any worms surviving the quarantine protocol.

Keep focused on ewe condition

- Ensure the percent of light ewes is minimised and feed levels are optimal during and after mating.

Cattle

Use refugia to protect your susceptible worms

- Consider targeted selective treatment for dairy-beef calves as they get bigger and more robust.
  - Leaving a small percentage of the best-performing calves untreated for one drench can help maintain refugia in their grazing area.
  - Use individual ID's and carefully monitor visually.

Considerations for drenching

- Ideally, drench beef calves with an oral combination drench at weaning. Avoid pour-on.

Deer

Drench right

- Don't second drench pre-rut weaned fawns within 28 days of last drench. Use management to extend intervals and FEC along with lungworm faecal larvae counts to decide whether to drench.
- Use effective drench for deer for lungworm and gut worms.

Think Wormwise, think

F.A.**R**.M.ED

Refugia

Drench according to need not routine, to keep a population (or refuge) of susceptible worms on your farm and slow the build-up of resistance.

Refugia

Maintaining worm populations on your farm that are susceptible to drench.



Susceptible worms

Resistant worms

Without refugia

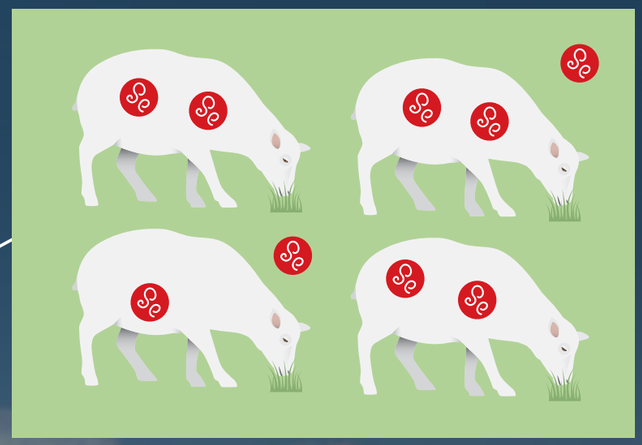

With refugia

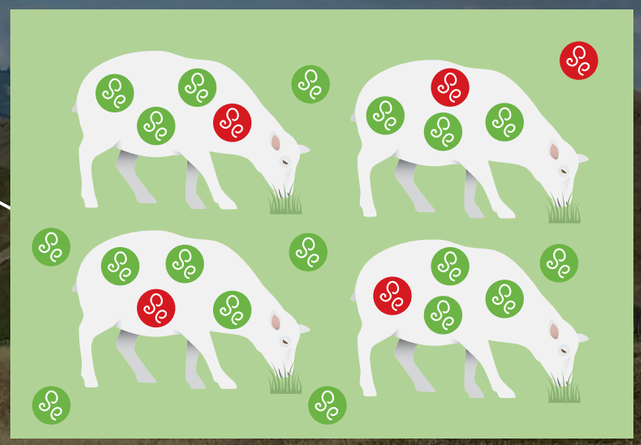

J Leigh. Photo location: King Country

April 2027

Mon	Tue	Wed	Thu	Fri	Sat	Sun
29 Easter Monday	30 Southland Anniversary Day	31	1	2	3	4 Daylight Savings Time ends
5	6	7	8	9	10	11
12	13	14	15	16	17	18
19	20	21	22	23	24	25 ANZAC Day
26 ANZAC Day (observed)	27	28	29	30	1 May	2
3	4	5	6	7	8	9 Mother's Day

THINGS TO THINK ABOUT THIS MONTH

Sheep

Consider a 'knockout' drench for lambs

- At the 4th to 5th drench, a 'knockout' drench containing Monepantel or Derquantel can remove worms that have survived routine combination drenches.

Consider your grazing management

- Is your farm on track to hit pre-winter pasture cover targets? What will you change if not?

Cattle

Is your calf weaning drench working?

- Drench check 10 individual beef calves.

Considerations for drenching

- Ideally, drench beef calves with an oral combination drench at weaning. Avoid pour-on products.

Deer

Look after stags and weaners

- Light condition stags after rut may need drenching. Use effective product for deer lungworms and gut worms. Take care to remove accumulated worms from Wapiti bulls – they can be more susceptible to parasites.
- Keep weaners and light stags on high quality diet. Post-grazing residuals above 1600kgDM/ha are ideal.
- Create refugia for weaners – avoid keeping them on their own rotations all autumn without stock integration to vacuum up worms.

Scan for more information about drenching cattle including calves.

Think Wormwise, think

F.A.R.**M**.ED

Monitoring

If you don't measure, you can't manage.

MONITORING FOR PARASITE MANAGEMENT

Postmortem of tail-end ewes

Less than 20% of tail-end ewes are light because of worms.

Get post-mortems done by your vet to understand the underlying factors on your farm.

You may be treating ewes that are sick with something else.

Faecal egg count (FEC)

Measures the egg output of the adult female worm population in the gut of the animal sampled.

Use as a tool to identify issues early: what animals need drenching and highlight areas of the farm where animals are under greater or lesser worm challenge.

Deer: limited use in deer > 8mths old.

Know your worm species

Worm species vary in their impact on your animals. Request larval culture or Fast Worm ID - GIN PCR tests to identify species

Different drenches can be more effective for certain species of worms.

Know your worm species to help with your parasite management plan.

Faecal egg count reduction test (FECRT)

Used to identify which drench families are effective. Do this as a test to establish baseline to see which drench is working, in addition to routine drench checks.

Sheep: test a range of drenches at once.

Cattle: may be easier to test 1 or 2 actives at a time.

Deer: not generally performed in deer.

Drench check

Check your drench has worked by doing a FEC 10-12 days after drenching.

This should be done at least twice a year.

Deer: can be used in deer under 8 months old, but interpret with caution if pre-drench FECs are not available. Low or zero counts do not always mean 'no worms', especially in the 6-8 month age range.

Body condition scoring and liveweight gain

Weight loss and loss of condition can be a sign of worm infection.

Use these measures to gauge how your stock are performing.

M Horrocks. Photo location: Takapau

Scan for more information on Wormwise worm diagnostics

May 2027

Mon	Tue	Wed	Thu	Fri	Sat	Sun
26 ANZAC Day (observed)	27	28	29	30	**1 May** Opening weekend of duck hunting season	**2**
3	**4**	**5**	**6**	**7**	**8**	**9** Mother's Day
10	**11**	**12**	**13**	**14**	**15**	**16**
17	**18**	**19**	**20**	**21**	**22**	**23**
24	**25**	**26**	**27**	**28**	**29**	**30**
31	1 Jun	2	3	4	5	6

THINGS TO THINK ABOUT THIS MONTH

Sheep

Consider your grazing management

- Draft ewes on BCS when rams are removed.
- Do your feed budget to ensure the percent of light ewes is minimised and feed levels are optimal.

If killing tail-end ewes for dogs, check ewe livers for fluke.

Do you need to drench and when?

Do a FEC test on:

- Light ewes at ram removal.
- Ewes prior to scanning.
- Trade lambs and ewe replacements 28 days post drench to check for re-infection.
  - Strict drench intervals may not be needed over winter as the lambs' immunity to worms is developing BUT keep monitoring.

Cattle

Considerations for drenching

A drench pre-winter may benefit:

- R2 cattle and light beef cows that are behind target for autumn liveweight gain.
- Cows that have weaned in poor condition and are not gaining weight.
  - Worms are not the only cause of reduced liveweight gain, seek advice.
- Use a product containing a 'mectin'/ML if drenching R2 cattle or light beef cows.

Deer

Tips for grazing management

- Winter drenching for young deer depends on level of nutrition and worm contamination of pasture.
- Avoid accumulating worm contamination and exposure cycles by moving weaners off grazing areas that they spent a lot of time on in the autumn.
- Aim for post-grazing residuals above 1600kgDM/ha and use refugia if grazing pasture.
- When wintered on crop, weaners should not need ongoing treatment but do a FEC and lungworm faecal larval count after 4-5 weeks to make sure they are not re-infected.

Think Wormwise, think

F.A.R.M.**ED**

Effective **D**rench

Using ineffective drenches undermines parasite control efforts.



G Charteris. Photo location: Central Hawkes Bay

Follow this link for information on parasite management in deer.

June 2027

Mon	Tue	Wed	Thu	Fri	Sat	Sun
31	**1 Jun**	**2**	**3**	**4**	**5**	**6**
7 King's Birthday	**8**	**9**	**10**	**11**	**12**	**13**
14	**15**	**16**	**17**	**18**	**19**	**20**
21	**22**	**23**	**24**	**25** Matariki	**26**	**27** Loving the calendar? Let us know!
28	**29**	**30**	1 Jul	2	3	4
5	6	7	8	9	10	11

THINGS TO THINK ABOUT THIS MONTH

Sheep

Do you need to drench and when?
Do a FEC test on:
- Ewes prior to scanning.
- Early lambers prior to pre-lamb vaccinations.

Consider your grazing management
- Take out ewes < BCS 3 and preferentially feed.
- Separate triplets at scanning to prevent weight loss in the last trimester.

If killing tail-end ewes for dogs, check ewe livers for fluke.

Cattle

Consider your grazing management
- Ensure all cattle on winter crops are being fed adequately. Insufficient intake is the biggest cause of poor performance on crops.

Considerations for drenching
- Drench R1 cattle prior to going onto winter crop.
- R2 cattle that have been performing below average may benefit from a drench prior to going onto winter crop.
  - Parasites are not the only cause of reduced liveweight gain, seek advice.
- Injectable products are a better choice than pour-ons for treating *Ostertagia* in R2 and older cattle.

Deer

- Improve pasture quality, hind nutrition, fawn growth and improve resilience to parasite challenge through better feeding.
- Split hinds into early and late fawners at pregnancy scanning so that early fawning mobs can start rotational/shuffle grazing once fawns are up and running.

Calendar feedback
Your feedback helps make the calendar better. Are you loving it? Are you using it? Thanks for taking the time to let us know.

Think Wormwise, think

F.A.R.M.ED

Feeding

Feed ewes well before lambing to improve resilience to parasites.

Scan to watch a short video on managing worms in ewes at lambing time.

K Lawrence. Photo location: Whanganui

July 2027

Mon	Tue	Wed	Thu	Fri	Sat	Sun
28	29	30	1 Jul	2	3	4
5	6	7	8	9	10	11
12	13	14	15	16	17	18
19	20	21	22	23	24	25
26	27	28	29	30	31	1 Aug
2	3	4	5	6	7	8

THINGS TO THINK ABOUT THIS MONTH

Sheep

Do you need to drench and when?
Do a FEC test on:
- Ewes prior to scanning
- Hoggets

Consider your grazing management
- Separate triplets and preferentially feed so they don't lose weight in the last trimester.
- At ram removal/scanning take out ewes < BCS 3 and preferentially feed.

Deer

Get ahead of lungworm
- The correlation between lungworm larval counts/FEC in deer and the number of parasites inside the animals starts to become poor after 8mths of age. Use liveweight gain, visual appearance and signs of coughing to assess parasitism in R1's after 8 months.

Think Wormwise, think

F.**A**.R.M.ED

Avoid the worms

Know your parasite lifecycle and seasonal pattern to avoid worms.

In the gut, L3 larvae moult to L4 (immature worms) and finally mature into adult worms



Female worms are sexually mature and start laying eggs around 21 days after being eaten



The eggs pass out into the dung



Infective larvae migrate into soil and onto pasture to be eaten by grazing animals



L3 larvae may survive for long periods; months to beyond a year. Grazing with a different species and/or immune adult animals of the same species decrease the population of L3 larvae on pasture

In the dung, larvae hatch from the egg and go through 2 moults to become infective L3 larvae

[egg➡L1➡L2 ➡L3 = 1 week in warm, wet conditions, 10+ weeks in cooler conditions. In severe dry spells, few larvae may develop through to L3]

Scan for more information on Wormwise worm life cycle

August 2027

Mon	Tue	Wed	Thu	Fri	Sat	Sun
26	27	28	29	30	31	1 Aug
2	3	4	5	6	7	8
9	10	11	12	13	14	15
16	17	18	19	20	21	22
23	24	25	26	27	28	29
30	31	1 Sep	2	3	4	5 Father's Day

THINGS TO THINK ABOUT THIS MONTH

Sheep

Consider your grazing management

- Reduce the risk of drench resistance by minimising the need for long-acting treatment in ewes through nutrition.
  - Provide great nutrition pre-lamb and early lactation by set-stocking onto target covers of 1400+kgDM/ha.

Do you need to drench and when?

Do a FEC test on:

- Ewes prior to lambing.

Are your ewes at BCS 3 or better?

- Multiple ewes >BCS 3 should be lambed in safter paddocks.

Cattle

Considerations for drenching

- It is often not necessary to drench all R2 cattle coming out of winter. Parasites can still cause poor performance in some individuals. Consider treating only the tail end.
- A spring drench in R1 cattle that have the best live weight gain may not be required.
- Use a product containing a 'mectin'/ML if drenching R1 or R2 cattle to target *Ostertagia.*
- Cattle coming off winter crops may have lost some parasite immunity. Wait 1-3 weeks after they have been back on pasture before treating if needed.

Think Wormwise, think

F.A.**R**.M.ED

Refugia

Don’t let drench survivors dominate. Graze sheep or cattle after deer to drop deer parasite numbers.

C Smith. Photo location: Hawkes Bay

September 2027

Mon	Tue	Wed	Thu	Fri	Sat	Sun
30	31	1 Sep	2	3	4	5 Father's Day
6	7	8	9	10	11	12
13	14	15	16	17	18	19
20	21	22	23	24	25	26 Daylight Saving Time
27 South Canterbury Anniversary Day	28	29	30	1 Oct	2	3
4	5	6	7	8	9	10

THINGS TO THINK ABOUT THIS MONTH

Sheep

Consider your grazing management

- Reduce the risk of drench resistance by minimising the need for long-acting treatment in ewes through nutrition.
  - Provide great nutrition pre-lamb and early lactation by set-stocking onto target covers of 1400+kgDM/ha.
- Monitor pasture covers to ensure sufficient feed for ewes over lambing through to docking/tailing. Plan for options to increase feed to mobs if needed.

Do you need to drench and when?

- Do a FEC test on ewe hoggets prior to lambing.

Considerations for drenching at docking/tailing

- To reduce the risk of drench resistance avoid whole-flock docking/tailing drench as an annual policy.
  - Whole-flock ewe drenching is unlikely to help production. Targeted drenching of tail end ewes may give faster recovery.

Cattle

Do you need to drench out of winter?

- Well-fed, well-conditioned cattle coming out of the winter may not need a drench. Monitor BCS, rule out other diseases, and interpret FECs with advice before routine drenching.
- Check for coccidiosis before drenching artificially-reared calves on pasture. Don't assume worms.

Deer

- Drench R1 deer based on likely contamination of grazing area, conditions for larval development, and development of parasite immunity in the animals.
- Big, well-grown, well conditioned R1's are likely to have better immunity and are less likely to require treatment.
- Monitor live weight gain in R1's to target drench for animals that are not achieving expected weight gains.

Think Wormwise, think

F.A.R.**M**.ED

Monitoring

Monitor drench performance and the impact of worms on stock.



L Lithgow. Photo location: Canterbury

October 2027

Mon	Tue	Wed	Thu	Fri	Sat	Sun
27 South Canterbury Anniversary Day	28	29	30	1 Oct	2	3
4	5	6	7	8	9	10
11	12	13	14	15	16	17
18	19	20	21	22 Hawke's Bay Anniversary Day	23	24
25 Labour Day	26	27	28	29	30	31
1 Nov Marlborough Anniversary Day	2	3	4	5	6	7

THINGS TO THINK ABOUT THIS MONTH

Sheep

Do you need to drench and when?

Do a FEC test on:

- Ewes given a long-acting treatment pre-lamb during the payout period.
  - If eggs are present in treated ewe samples, request a larval culture or Fast Worm ID - GIN PCR. This will show which worm species are surviving. Seek management advice.

Considerations for drenching

- Lambs do not require a docking/tailing drench except in extreme situations of low feed and poor ewe milk production.
- Drenching all ewes at docking/tailing time is unlikely to result in positive production responses but may help to dry up dags.
  - The window of opportunity for fast lamb growth, and high or extended lactation from ewes is largely closed.

Consider your grazing management

- Look at all options to improve feed quality and quantity from docking/tailing onwards. Lambs are now functioning ruminants and consume more pasture. They grow best with high ratios of legume-dominant feed.

Deer

Grazing management

- Hinds set stocked for fawning. Cattle grazed with fawning mobs can reduce larval challenge and help pasture quality.
- Summer crops/better nutrition can help cut down larval challenge and improve parasite immunity.

Think Wormwise, think

F.A.R.M.ED

When choosing animals for breeding.



G & W Coleman. Photo location: Dannevirke

Buying rams?
Ask your ram breeder about traits for resilience and resistance. Follow this link for a video on questions to ask your breeder.

November 2027

Mon	Tue	Wed	Thu	Fri	Sat	Sun
1 Nov Marlborough Anniversary Day	2	3	4	5	6	7
8	9	10	11	12 Canterbury Anniversary Day	13	14
15	16	17	18	19	20	21
22	23	24	25	26	27	28 Loving the calendar? Let us know!
29 Chatham Islands, and Westland Anniversary Day	30	1 Dec	2	3	4	5
6	7	8	9	10	11	12

THINGS TO THINK ABOUT THIS MONTH

Sheep

Do you need to drench? Test livestock and drenches.

- FEC test several lamb mobs to understand worm challenge level.
- Drench check 10 individual lambs.
- Book summer FECRT with your vet/farm advisor. FEC tests tell you when there are enough eggs to start FECRT.
- Get the latest advice on pre-weaning/ weaning lamb drenches before going ahead. Usual drenches may no longer be appropriate.

Buying rams?

- Ask your ram breeder about traits for resilience and resistance.

Cattle

Considerations for drenching

- Dairy beef calves should not need drenching until after weaning.
  - Ensure you know what you are treating. FEC testing can help determine if dirty backsides are a result of worms, coccidiosis or other diseases.

Deer

- Summer crops can reduce larval challenge and improve immunity through better nutrition if you are summer-dry.
- Set stock early and late fawning hinds separately for better nutrition and improved resilience to worms.

Calendar feedback

Your feedback helps make the calendar better. Are you loving it? Are you using it? Thanks for taking the time to let us know.

Think Wormwise, think

F.A.R.M.ED

For effective parasite management.



C Latham. Photo location: Canterbury

December 2027

Mon	Tue	Wed	Thu	Fri	Sat	Sun
29 Chatham Islands and Westland Anniversary Day	30	1 Dec	2	3	4	5
6	7	8	9	10	11	12
13	14	15	16	17	18	19
20	21	22	23	24 Christmas Eve	25 Christmas Day	26 Boxing Day
27 Christmas Day (observed)	28 Boxing Day (observed)	29	30	31 New Year's Eve	1 Jan New Year's Day	2 Day after New Year's Day
3 New Year's Day (observed)	4 Day after New Year's Day (observed)	5	6	7	8	9

THINGS TO THINK ABOUT THIS MONTH

Sheep

Is your weaning drench working?

- FEC test and larval culture or Fast Worm ID - GIN PCR pre- and post-treatment at weaning. This helps understand current worm species that are challenging lambs and gives an idea of drench efficacy.

Considerations for pre-weaning/weaning lamb drench

- Get the latest advice on pre-weaning/weaning lamb drenches before going ahead. Usual drenches may no longer be appropriate.

Cattle

Get ahead of lungworm

- Lungworm can cause unexpected disease in artificially-reared calves. Talk to your vet about faecal testing for lungworm.

Deer

Feed well

- Better nutrition supports resilience to parasites. Start rotational/shuffle grazing once fawns are up and running to improve pasture quality, hind nutrition, fawn growth and resilience to parasites.

Select good stags/bulls

- Select high CARLAeBV animals when purchasing sire stags/Wapiti bulls. Progeny have lower faecal egg and lungworm larval counts and grow better than low CARLA animals when grazing contaminated pasture.

Use integration to reduce parasite challenge

- Graze sheep or cattle in paddocks cleared of deer to drop deer parasite numbers.

Think Wormwise, think

F.A.R.M.ED

wormwise

Funded by Beef + Lamb New Zealand

beef+lamb new zealand

Deer Industry New Zealand

www.beeflambnz.com | **0800 BEEF LAMB** (0800 233 352) | **BY FARMERS. FOR FARMERS**