

Create a Beef + Lamb New Zealand online account

- Manage subscriptions and communication preferences
- Use B+LNZ tools like BizPlan and the GHG Calculator
- Keep your favourite B+LNZ info in one place
- Register easily for events
- Update voter information



Easy as 1, 2, 3!

- ➊ Go to **www.beeflambnz.com/user/register** or use QR code
- ➋ Complete the account creation form
- ➌ Validate your email and set-up your password



For assistance call **0800 BEEFLAMB (0800 233 352)**
or email **enquiries@beeflambnz.com**




A screenshot of a tablet displaying the "Create an account" form on the Beef + Lamb New Zealand website. The form is titled "Create an account" and has a "Log in" link. It includes a "Personal details" section with fields for "First name", "Last name", "Email", and "Mobile number". There is also a "What do you do?" section with a dropdown menu and a "District" section with a dropdown menu. A "Partner/spouse" section has a button to "Add spouse or partner details". At the bottom, there is a checkbox for "I agree with the Terms of use" and a "Create account" button. The background of the tablet shows the website's navigation bar and header.

Register to vote on the B+L NZ electoral roll

- You must register to be able to vote in levy referendums, elections and annual meeting processes
- All owners of sheep and cattle in NZ can register
- For more details and to register through an online account, use the QR code or go to **www.beeflambnz.com/user/register**



You will need to provide:

-  Contact details
-  Business name and address (if different)
-  Stock numbers (optional)



For assistance call **0800 BEEFLAMB (0800 233 352)**
or email **enquiries@beeflambnz.com**

